



Q-SWAP MOBILE POWER

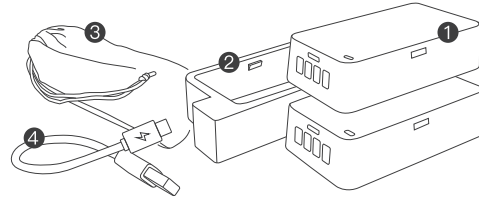
/Advanced /Getting Started



User Guide

Thank you for purchasing QQC Q-SWAP MOBILE POWER; this guide provides quick operation steps and safety precaution. Please read it carefully before using the product. The product adopts the International battery and charging/discharging chips, so can achieve great performance and compatibility; besides, the safety of the product has obtained the International certification. Please feel at ease using the product.

Package Contents



- ① Q-cell (Please see the package note.)
- ② Q-booster x1
- ③ Protective Storage Pouch x1
- ④ Micro-USB charging cable x1

Package note:
Advanced package include two Q-cells. Getting Started package include one Q-cell.

Specifications

Battery type: Panasonic (Lithium-ion rechargeable battery)
 Battery capacity: (Typ.):19.24Wh(3.7V---5200mAh) for each Q-cell
 Rated capacity: 16Wh(5V---3200mAh) for Q-booster with a Q-cell
 Input voltage: DC 5V---2.1A (Micro-USB)
 Output voltage: DC 5V---2.1A (Type-A USB)
 Charging time: 2.5 hours(using compatible DC 5V/2A adapter)
 Dimensions: 47x94x20mm/1.8x3.7x0.7in
 Temperature : Operating temperature: 5°C-45°C.
 Weight: 145g/5.1oz(Q-booster with a Q-cell)

Warranty

QQC provides one-year warranty service for you after the date of purchase; the warranty service is only provided for consumers purchasing the product of our company via legal sales channels. During the warranty period of the product, if the product is defective and fails in function or material, our company will repair or replace the product to service consumers. The warranty statement is not applicable to the following situations:

- 1.The product and the accessories are damaged due to natural disasters or man-made factors.
- 2.The product malfunctions because being hit, or repaired, disassembled not by the technicians authorized by our company.
- 3.The warranty label is ripped, painted, broken or lost. The product serial number is incorrect or the label is broken.
- 4.The product is purchased via the channels not authorized by QQC.
- 5.The warranty period expires.

For more information/ <http://www.getqqc.com>
 Customer service/ help@getqqc.com

Love earth, protect the environment.

Please do not dispose of the product by the same way that you dispose of common household trash; please put the product at the designated recycling points to recycle the product; we thank you for your contribution to environmental protection.

Cautions

Please carefully read the user guide and the caution before using the product or the product may be damaged, get hot, smoke or get fired due to improper use.

- 1.Please charge the product by Micro-USB cable inside the package.
- 2.Put the product away from high temperature, moisture or close to water.
- 3.Do not expose the product to direct sunlight, or leave the product inside the car when the product is being charged.
- 4.Do not disassemble, destroy, hit or repair the product by yourself; the warranty will be invalid after you modify the product.
- 5.Do not touch the product when your hands are wet, this could result in electric shocked.
- 6.Please completely discharge and fully charge the product for at least one time every two months to prevent form reducing its service life and achieve best performance.
- 7.Repeatedly charging and discharging the product will gradually reduce its electricity storage ability; obvious capacity decrease is normal; any kind of rechargeable battery should be replaced finally.
- 8.Do not make the product keep being charged for long when the product is not used.
- 9.Do not let children to use the product and the accessories, or they may be hurt, or accidently damage the product.

Product Features

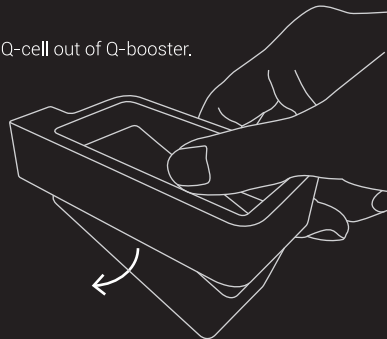
1. **QUICK ACCESS TO POWER.**
Exclusive Q-SWAP design offers quick access to power by battery swapping.
2. **DOUBLE THE POWER CAPACITY WITH HALF WEIGHT.**
Exclusive Q-SWAP design provides large capacity in an extremely light weight device.
3. **POWER DISPLAY IN ONE TOUCH.**
3D touch feature on surfaces with battery status indicator lights on both sides using a single touch.
4. **SWAP IN AN INSTANT.**
Unique ring-shaped Q-booster design supports fast and safe Q-cell swapping.
5. **USB CABLE PROTECTION.**
Specially designed connection port location protects the USB cable, as well as conserves space with easy storage.
6. **SECURE AND LONG-LIFE DESIGN.**
High-level Panasonic batteries combined with an active multiple protection circuit enables you to enjoy high-performance mobile power in a secure way.

How to charge the Q-cell.



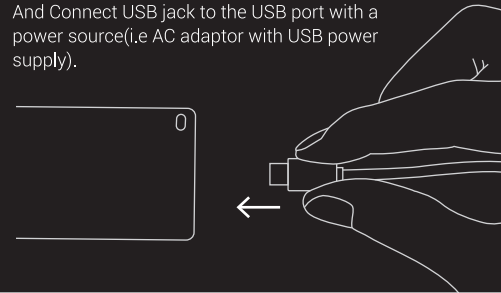
step1

Please take Q-cell out of Q-booster.



step2

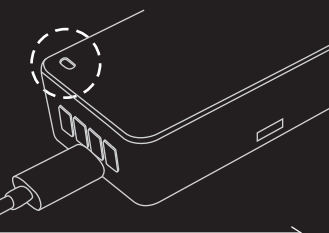
Connect the cable to the Micro-USB port of Q-cell. And Connect USB jack to the USB port with a power source(i.e AC adaptor with USB power supply).



step3

During the charging process, the indicator lights will display breathing orange light, Do not disconnect the power source before the charging cycle is completed.

When the charger is fully charged, the indicator lights will become green, and then remove the charging cable.



How to charge your portable device

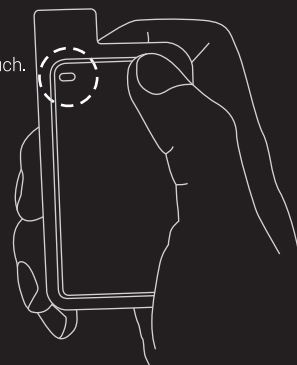


step1

The capacity status can be displayed by your finger touch.

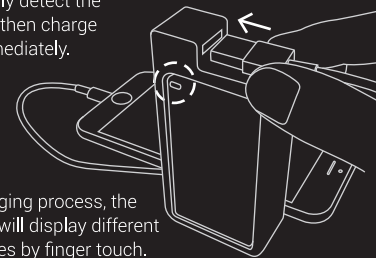
Light	Status
Green	40~100 %
Orange	5~40 %
Red	0~5 %

*Blinking red light will mention you in ultra low battery status.



step2

Connect charging cable to the USB output port. The product can automatically detect the connection and then charge your device immediately.



During the charging process, the indicator lights will display different capacity statuses by finger touch.

step3

When the charger is fully charged, just remove the charging cable; if the capacity of the Q-cell is insufficient, you can immediately replace the other fullled Q-cell.

